

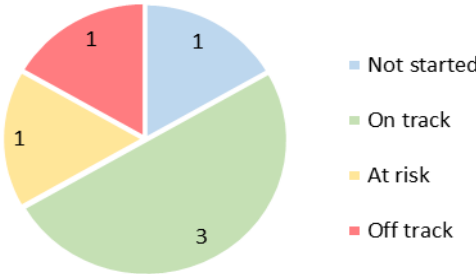
Performance report – Example

Performance reports are used by governing bodies to monitor performance across key functions of the provider. They are a useful tool for understanding trends, risks and issues. They can cover areas like finance, strategy, workforce and clinical incidents and, when interpreted together, they give a holistic view of the provider's performance and help inform decisions. **Note:** items in the performance report below are **examples only**. It is the responsibility of each provider to develop and maintain governance tools appropriate to their own unique circumstances.

Performance report

Strategic plan progress

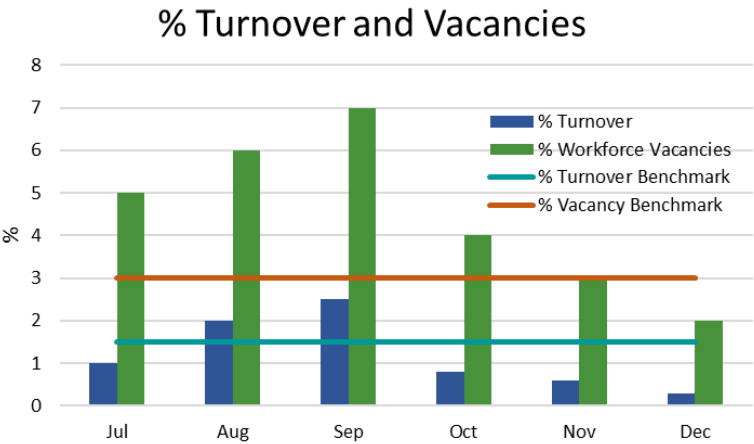
Monitoring the implementation of strategic plans is a common way governing bodies can have confidence that priority initiatives supporting the strategy are being delivered. Comments should be limited to those requiring governing body attention. A pie chart can be a useful way to see progress at a glance.



Highlights
Consumer centric transformation priority not progressing as planned and requires governing body attention. See agenda item 4.1 for suggested approach to rectify.

Workforce stability

Reviewing key performance metrics related to workforce and culture, such as turnover or vacancies, can be a useful way for the governing body to monitor workforce trends and identify key emerging risks. Charts showing trends and targets or benchmarks are more insightful.

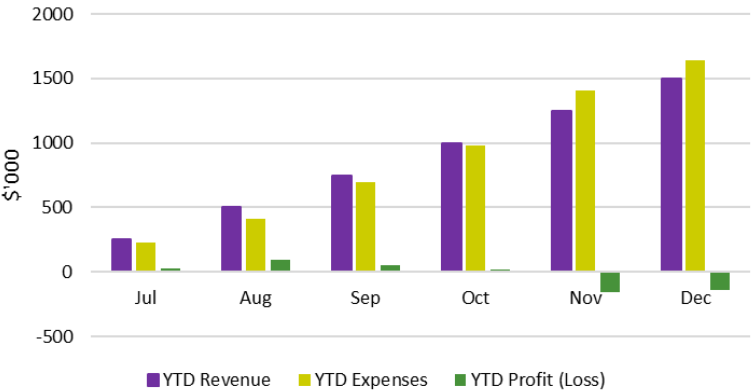


Comments

- Declining vacancies from September, now below target
- Similar reduction in turnover, correlating with reduction in workforce vacancies

Financial performance

YTD Profit/Loss



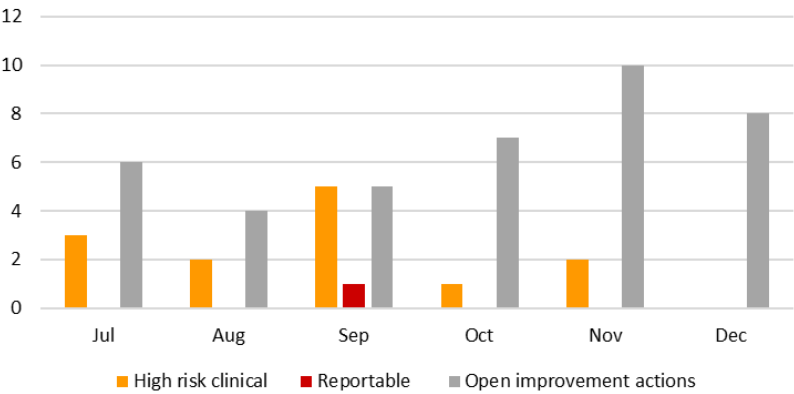
Comments

- Monthly expenditure is trending upwards
- Represents 14% increase
- Savings to be identified and presented to governing body for approval

Performance reports should include key financial metrics, such as YTD Profit (Loss) to help the governing body assess financial health. It is useful to show trends rather than static figures and include commentary to explain variances.

Clinical performance

Clinical incidents and learnings



Comments

- Increasing trend of improvement actions remaining open, mainly due to resourcing pressures

Clinical data should be monitored by the governing body at a rolled-up view, with a focus on high-risk areas and trends over time, to effectively monitor clinical performance. An example could be aggregated clinical incidents and open improvement actions.